

School Council Meeting

**Monday, January 25, 2021
7:00pm**



AGENDA

1. **Welcome & Introductions**
2. **Co-op – Ms. Jennifer Minos**
3. **Course Selection – Ms. Rita Riolo**
4. **Semester 2 Start-up: Important Dates & Schedules**
5. **Pro-Grant Application – Anoosh Sharif**
6. **Updates from Administration**
 - Upcoming Dates

Co-op

Jennifer Minos

CO-OP at UHS!

**GREAT OPTIONS,
GREAT OPPORTUNITIES**

**For more info visit:
www.uhscoop.com**






HOW CAN CO-OP HELP STUDENTS ?

How Can Co-op Help Students get a Head Start?

- ▶ Allows students to get “real life” experience in the workplace
- ▶ Gives students hands-on learning and a chance to “try on” a possible career option
- ▶ Helps them make decisions about their future



Co-op will also....

- ▶ Help students find out what it's really like to work at a job
 - ▶ Show what career opportunities are out there related to their field of interest
 - ▶ Provide experience and a reference to add to resumes
 - ▶ Satisfy Group 1,2,3 requirements when they earn their co-op Credits
- 

Co-op and the School Day

- ▶ Co-op occupies two periods (two credits) on the timetable
- ▶ The placement happens during the school day along with their other classes
- ▶ Experiential learning opportunity for a half day for the entire semester
- ▶ Can also complete a 4 credit program (full day)



Sample Timetable

Period 1 – CO-OP

Period 2 – CO-OP

Period 3 – LUNCH

Period 4 – Regular Class

Period 5 – Regular Class

Morning Co-op

Period 1 – Regular Class

Period 2 – Regular Class


Period 3 – LUNCH

Period 4 – CO-OP

Period 5 – CO-OP

Afternoon Co-op

Co-op...How do I sign up?


- ▶ At course selection time, go online to the Co-operative Education Section of the course calendar in [My Blueprint](#)
 - ▶ Select the correct co-op course (2 credit or 4 credit), and add it to your course selections
 - ▶ Then.....
- 

- ▶ Complete the co-op application form by following the link and instructions on My Blueprint
- ▶ You will need to use your GAPPS email to do this. Answer a few questions to fill in a on-line copy of the co-op application. It will be emailed to your GAPPS email account. You can forward your GAPPS to another email.
- ▶ Then, print the application, have it signed, have the two teacher references completed and submit everything to the Co-op Office Drop Box.
- ▶ A deadline will be given for submission of your Completed Application and two teacher references.


■ **VISIT www.uhscoop.com**



Co-op and the student...

- ▶ Grade 11 or 12 students
 - ▶ Every student is eligible to experience a career of his/her choosing (more or less)
 - ▶ Co-op teachers work with community partners to secure a placement for every student
 - ▶ Co-op teacher visits students regularly during the placement time over the semester
- 

Frequently Asked Questions

- ▶ How am I evaluated in Co-op?
 - ▶ How do I get to my placement?
 - ▶ Do universities and colleges look at Co-op marks?
 - ▶ Will my placement hire me?
 - ▶ What kinds of placements are available?
- 

Special Opportunities...

- ▶ Dual Credit Programs– College and high school credits
- ▶ Military Co-op (Aurora and Toronto, paid co-op, full day– 4 credit)
- ▶ **SHSM!!!!**



SHSM – Specialist High Skills Major

An Opportunity to:

- ▶ Focus your learning–**Arts & Culture, Business, Health & Wellness**
- ▶ Get some valuable experience and information (co-op, reach-aheads, certifications, workshops) outside of the regular classroom
- ▶ Enhance what you already have planned for your future
- ▶ APPLY at: www.uhscoop.com
- ▶ Use your GAPPS email




Course Selection

Rita Riolo



UNIONVILLE HIGH SCHOOL COURSE SELECTION INFORMATION 2021-2022 SCHOOL YEAR



DANCE

DRAMA

MUSIC

VISUAL

ONTARIO SECONDARY SCHOOL DIPLOMA REQUIREMENTS (O.S.S.D.)

**12 Elective
Credits**

**Successful
Completion
of Literacy
Test**

**18
Compulsory
Credits**

**40 Hours of
Community
Involvement**



GRADUATION REQUIREMENTS

18 compulsory credits

Students must earn the following compulsory credits to obtain the Ontario Secondary School Diploma:

4	credits in English (1 credit per grade)*
3	credits in mathematics (1 credit in Grade 11 or 12)
2	credits in science
1	credit in Canadian history
1	credit in Canadian geography
1	credit in the arts
1	credit in health and physical education
1	credit in French as a second language
0.5	credit in career studies
0.5	credit in civics

In addition, students must complete:

✓	12 optional credits†
✓	40 hours of community involvement activities
✓	the provincial literacy requirement

Plus one credit from each of the following groups:

1	Group 1: <ul style="list-style-type: none"> English or French as a second language** a Native language a classical or international language social sciences and the humanities Canadian and world studies guidance and career education cooperative education***
1	Group 2: <ul style="list-style-type: none"> health and physical education the arts business studies French as a second language** cooperative education***
1	Group 3: <ul style="list-style-type: none"> science (Grade 11 or 12) technological education French as a second language** computer studies cooperative education***

* A maximum of 3 credits in English as a second language (ESL) or English literacy development (ELD) may be counted towards the 4 compulsory credits in English, but the fourth must be a credit earned for a Grade 12 compulsory English course.

** In groups 1, 2 and 3, a maximum of 2 credits in French as a second language can count as compulsory credits, one from group 1 and one from either group 2 or group 3.

*** A maximum of 2 credits in cooperative education can count as compulsory credits.

† The 12 optional credits may include up to 4 credits earned through approved dual credit courses.

34 CREDIT THRESHOLD



- Most students will complete 30 credits within four years.
If needed, students **may earn up to 34 credits within five years.**
- While enrolled in their first four consecutive years of secondary school, students may go beyond 34 credits (e.g., music repertoire, summer school, night school, e-learning)
- After secondary school, going beyond the 34 credit threshold is possible with:
 - o E-learning
 - o Night School
 - o Summer School
 - o Independent Learning Centre
 - o Adult Day School

The 34 Credit Threshold does not apply to:

- Students with an IEP
- International (VISA) students
- English as a Second Language (ESL) core language courses and/or English Literacy Development core language courses



**34 CREDIT
THRESHOLD**

FULL DISCLOSURE

Grade 9 & 10

Only successfully completed courses appear on your transcript

Grades 11 & 12

A list of ALL courses taken or attempted, with the percentage grade, will appear on your transcript

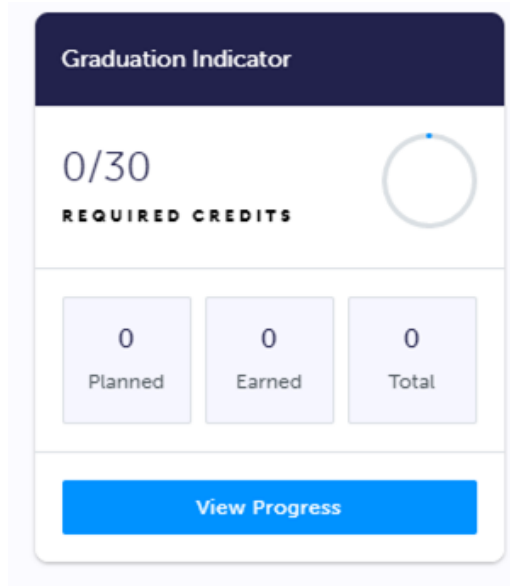
****Credits outside of day school are identified on the transcript****

FULL TIME STUDENT STATUS

- Students are required to carry a full-time course load
- This means Grade 9-11 students must carry 8 courses (4 in each semester)
- Grade 12 students must carry a minimum of 6 courses (Can have 1 spare each semester).

Grade 12 students must have a minimum of 24 accumulated credits to be eligible for a spare

TRACKING YOUR DIPLOMA REQUIREMENTS & LOOKING AHEAD--PRE-REQUISITE PLANNING



Graduation Indicator

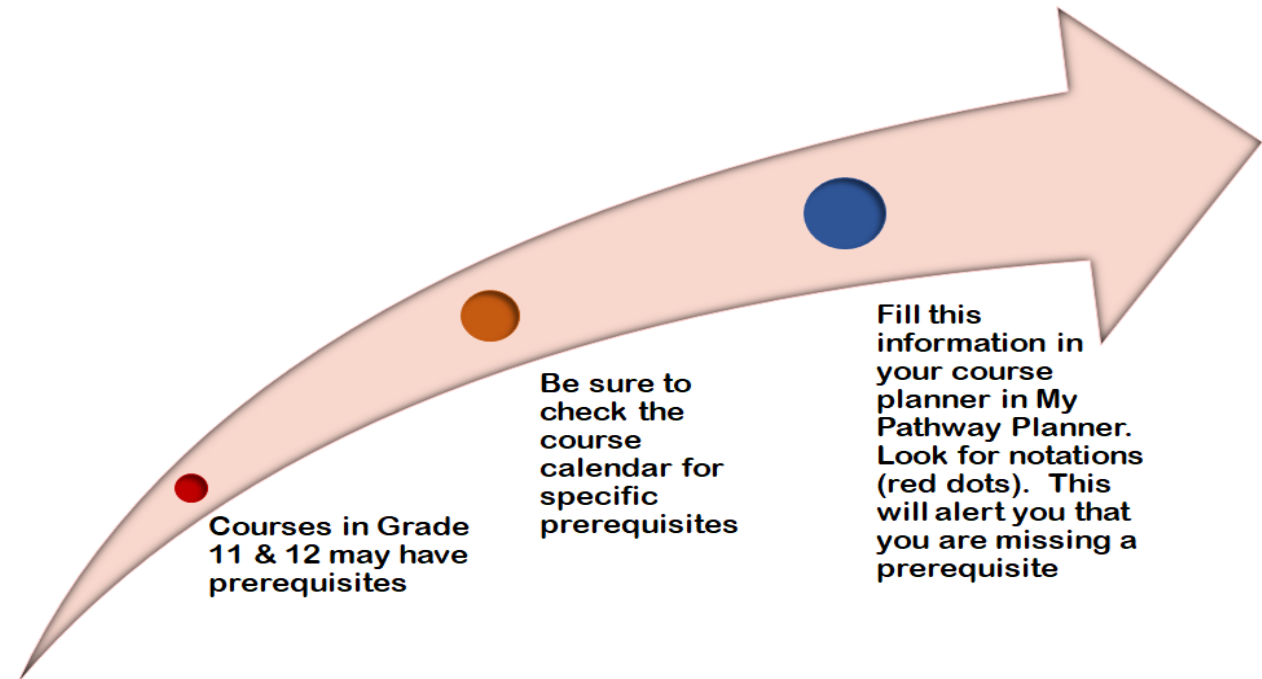
0/30
REQUIRED CREDITS

0 0 0
Planned Earned Total

View Progress

To track your diploma requirements you can refer to your credit counselling summary and/or refer to My Pathway Planner 'Graduation Indicator'.

When planning for courses, consider the following:

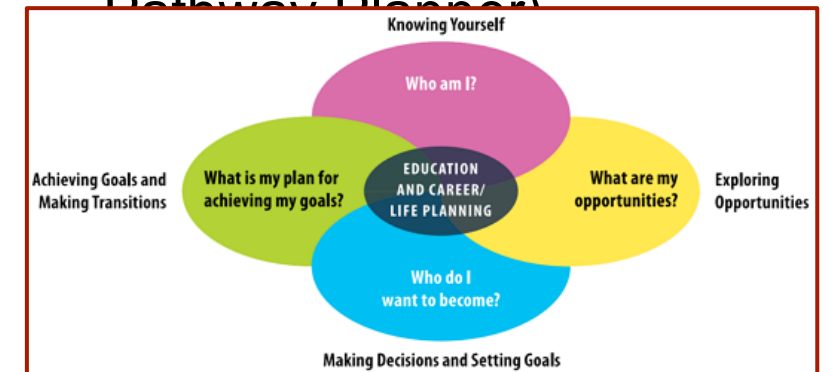


PATHWAY SUPPORT



To help you select courses and discuss pathway options, consider:

- Talking with subject teachers
- Your Guidance counsellor
- Your parent/guardian
- Using information you learned from your Grade 10 Careers Studies class
- Reviewing your IPP (My Pathway Planner)



POST-SECONDARY ADMISSION REQUIREMENTS

UNIVERSITY

- OSSD
- Grade 12 University English
- Five more Grade 12 U or M courses
- A minimum # of “U” courses
- Program prerequisites
- Minimum average to qualify
- Non-academic criteria such as auditions, interviews, and/or portfolios

COLLEGE

- OSSD
- Grade 12 College English
- Program prerequisites
- Minimum average to qualify
- Some colleges may require a majority of senior credits that are C, M, or U
- Non-academic criteria such as auditions, interviews, and/or portfolios

POST-SECONDARY ADMISSION REQUIREMENTS

APPRENTICESHIP

- Entrance requirements vary by trade
- Usually an OSSD is required
- Workplace courses often accepted

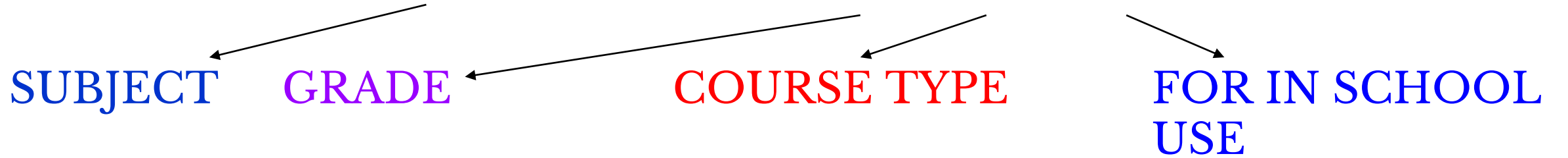
Any experiential education is an advantage!

WORLD OF WORK

- Many entry-level job opportunities for students who have completed their OSSD and have workplace experience
- Students who are fast tracking into the workforce directly after high school should:
 - work with Guidance, Co-op teachers, & employment centers to create a personal portfolio that they can present to employers

UNDERSTANDING THE COURSE CODE

ENG 3 U 1



Eng = English

1 = Grade 9
2 = Grade 10
3 = Grade 11
4 = Grade 12

The fifth character (U in this example) refers to the course type

P = Applied
D = Academic
L = Locally Developed
O = Open
E = Workplace
C = College
M = University/College
U = University

The sixth character (1 in this example) is for in school use

M = Arts Unionville
L = ESL class
8 = Female Gym
9 = Male Gym

Grades 11/12 courses have destinations.

University (degree), ***College*** (degree or diploma), ***work***,
apprenticeship, ***armed forces***, ***private college***

U = ***University***

M = ***Mixed - University / College***

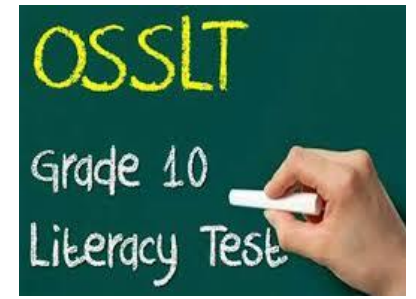
C = ***College***

O = ***Open***

E = ***Workplace***

Please note that grade 12 open level and workplace courses do not count as a university credit, and some universities may limit how many M courses they will accept.

THE GRADE 10 LITERACY TEST



- A Diploma requirement. Administered in the Spring of the student's grade 10 year
- A test based on language and communication (reading and writing) expectations of curricula up to and including grade 9
- Accommodations, deferrals, and exemptions may be appropriate for some students
- If standard not met in first attempt, schools will provide support; test is re-administered until student successfully completes the test or the Grade 12 Literacy Course

COMMUNITY INVOLVEMENT HOURS

**Don't
Forget!**

Step 1:

- Pick up a form from Guidance or click on the following link to obtain your copy:

<https://www.mhpsd.org/Programs/Community%20Involvement/Registration/default.aspx>.

Liability Insurance

You are covered by the Board's insurance. If liability losses arise from completion of 40 community involvement activities **ONLY** if you have submitted the [Notification and of Community Involvement Activities Form](#) is and approved by the school **PRIOR** to the commencement of the volunteer activity.

Join the Volunteer and Program

and submit to volunteer

Potential Grads!
Deadline to submit
hours is
June 1, 2021

the
approved
ities.

Enrollment : 1-11

- outside of class time
- without pay at a not-for-profit organization
- hours should be completed by end of gr.11

PROGRAMS TO CONSIDER AT UHS

Unionville HS has three Specialist High Skills Major (SHSM) Programs!



Business
Arts and Culture
Health and Wellness

- Earn 8-10 required grade 11 and 12 credits in your area of focus
- Test drive your career with a two credit co-op
- Earn industry certifications and training courses ALL FREE OF CHARGE!
- Participate in exciting “Reach Ahead” and “Experiential” opportunities

SHSM RECOGNITION



Ontario Secondary School Diploma Diplôme d'études secondaires de l'Ontario

This Diploma is granted to
Ce diplôme est décerné à

Jane Smith

a student of
élève de

ABC Secondary School



who has fulfilled the requirements for the Ontario Secondary School Diploma
in accordance with the provisions of the Ministry of Education, Ontario
qui a rempli les exigences prescrites pour l'obtention du diplôme d'études secondaires de l'Ontario
en vertu des dispositions du ministère de l'Éducation de l'Ontario

Dated at
Delivré à **Toronto Ontario Canada**

the
ce **20th**

day of
jour de **October 1, 2007**

signature
Minister of Education/Ministre de l'Éducation

signature
Principal of School/Directeur ou Directrice de l'école



Ontario

Ministry of Education
Ministère de l'Éducation

Surname / Nom
Sample

School board/School authority
Conseil scolaire/Administration scolaire
Extra Special District School Board

Specialist High Skills Major in / Majeure haute spécialisation en
Construction

SPECIALIST HIGH SKILLS MAJOR RECORD RELEVÉ DE LA MAJEURE HAUTE SPÉCIALISATION

Given Names / Prénoms
Naomi

School / École
VIP Collegiate Institute

OEN / NISO
123456789

Date of Issue / Date de délivrance
June 25, 2007

This record summarizes the requirements met by this student for the above Specialist High Skills Major, earned as part of the Ontario Secondary School Diploma. (See reverse for further details.) / Le présent relevé fait état des exigences satisfaites par l'élève relativement à la majeure précitée, décernée dans le cadre du diplôme d'études secondaires de l'Ontario. (Voir au verso pour de plus amples renseignements.)

Specialist High Skills Major credits earned Crédits octroyés dans le cadre de la majeure haute spécialisation

Course Grade/Level Année du cours/Niveau	Credits Crédits	Date completed Date d'achèvement Year/ Année	Month / Mois
Construction Technology			
English			
College and Apprenticeship Mathematics			
Construction Technology - Cooperative Education			
Construction Technology			
English			
Construction Technology - Cooperative Education			
Mathematics for College Technology			
11	2.00	2006	2
11	1.00	2006	6
11	1.00	2006	6
11	1.00	2006	7
12	2.00	2007	2
12	1.00	2007	2
12	2.00	2007	6
12	1.00	2007	6

Certifications/Training completed for Specialist High Skills Major Certifications/formations accordées dans le cadre de la majeure haute spécialisation

Construction Safety Association of Ontario Health & Safety (CSAO)- Basic
Standard First Aid
Workplace Hazardous Materials Information System (WHMIS)
Fall Protection
Energy Star Certification Program
Traffic Control
Elevating Work Platforms

Date completed
Date d'achèvement
Year/ Année Month / Mois || 2006 | 9 |
2006	10
2006	11
2006	7
2006	10
2007	3
2007	3

- ☒ This student has met the requirements of the Ontario Secondary School Diploma.
L'élève a satisfait aux conditions d'obtention du diplôme d'études secondaires de l'Ontario.
- ☒ This student has completed "Reach Ahead" activities / L'élève a terminé les activités d'anticipation and / et
- ☒ has used the Ontario Skills Passport to document his/her demonstration of essential skills and work habits. / a consigné la démonstration des compétences essentielles et des habitudes de travail à l'aide du Passeport-compétences de l'Ontario.

Principal of Secondary School/ Directrice ou directeur d'école

The collection and maintenance of this information are authorized under the Education Act, R.S.O., 1990, c.E.2, s.266. Users of this information are supervisory officers and the principal and teachers of the school. This is the official record of the student's completion of the Specialist High Skills Major. The contact person regarding the collection of this information is the principal of the school. / La collecte et la conservation de ces renseignements sont autorisées par la Loi sur l'éducation, L.O.R. de 1990, c. E.2, art. 266. Les renseignements qui y sont versés sont utilisés par les agents de supervision, la direction d'école et le personnel enseignant. Le présent document constitue le relevé officiel de l'achèvement de la majeure haute spécialisation. Pour tout renseignement au sujet de la collecte de ces données, veuillez vous adresser à la direction d'école.

Refer to the Ontario Student Transcript (OST) for the entire summary of the student's course work and diploma requirements completed. / Veuillez vous référer au relevé de notes de l'Ontario pour le sommaire complet des cours terminés et des conditions d'obtention du diplôme satisfaites.

A signed copy of this document is to be filed in the student's Ontario Student Record.
Une copie signée de ce document doit être versée au Dossier scolaire de l'Ontario.

WHERE TO FIND MORE INFORMATION ON SHSM IN MY PATHWAY PLANNER

The screenshot shows the 'My Pathway Planner' dashboard. The left sidebar contains navigation links: Home, Who Am I, High School, Continuing Education, Post-Secondary, and Work. The main content area is titled 'Home' and features a 'Complete your IPP Tasks' section with a progress bar at 63%. A 'Files & Resources' sidebar is open on the right, displaying a list of resources: SHSM Business Flyer, SHSM Arts and Culture Flyer, and SHSM Health & Wellness Flyer. Each resource has a 'View' button and a 'Direct Link'.

Complete your IPP Tasks

63%

Individual Pathways Plan (IPP) Tasks help you plan your education and career while earning points for prize draws.

[View All Tasks](#) [Show Prizes](#)

Files & Resources

Resources	My Files
SHSM Business Flyer Direct Link View	4126814_F 9 KB
SHSM Arts and Culture Flyer Direct Link View	
SHSM Health & Wellness Flyer... Direct Link View	

From your Dashboard, scroll to the bottom of the page to look for information on SHSM

WHERE AND HOW TO SIGN UP FOR SHSM

The screenshot shows the SHSM Planner interface. A red arrow points from the 'Planned' progress bar to the 'Browse SHSM Programs' button. Another red arrow points from the 'SHSM Planner' section to the URL 'bit.ly/YRDSB SHSM app'.

SHSM Planner

Your school offers 3 Specialist High Skills Majors

Learn More

SHSM Programs

Specialized High Skills Majors combine on-the-job and in-school training to allow you to gain hands-on experience, skills and knowledge and meet Ontario Secondary School Diploma (OSSD) requirements.

- You will have the opportunity to explore a range of customized learning opportunities.
- You will gain specialized skills and knowledge that will help you to refine your career goals.

Browse SHSM Programs

Explore Programs

Apply to SHSM!

bit.ly/YRDSB SHSM app

QR code linking to the SHSM app.

CO-OPERATIVE EDUCATION

High School

Plan Courses

Unionville H.S.

Filters

Grade: Cooperative Education

Search Courses...

Cooperative Education

- CO-OP ((Any semester, AM or PM))
Grade 11 • COP3X0 • Open
- CO-OP (Any semester, AM or PM)
Grade 12 • COP4X0 • Open
- CO-OP- Full Day (AM), Semester Two

IMPORTANT!

Co-op should NOT be
chosen as an alternate
course

IMPORTANT!

A separate application, including teacher references is required. You can access the co-op application online or speak with a co-op teacher in Room 215. www.uhscoop.com

Co-op has 4 course codes

- Grade 11—COP3X0-Open (Any semester, AM or PM)
- Grade 12—COP4X0-Open (Any semester, AM or PM)
- Grade 12— COP4X4 & COP4X5-Open (Full Day AM & PM)

A Helpful Tip...

*Know what type of
placement you want before
choosing Co-op!*

COURSE SELECTION

A close-up photograph of a person's hand typing on a laptop keyboard. The image is slightly blurred, focusing on the action of typing. A bright yellow starburst graphic with a red outline is positioned over the left side of the keyboard, containing the text 'COMPLETED ONLINE'.

**COMPLETED
ONLINE**

Use the “*My Pathway Planner*”
(*myBlueprint*)

For course descriptions and courses at a glance, visit the UHS website under the Guidance tab

The screenshot displays the Unionville High School website. At the top, the York Region District School Board logo is visible, along with the school's name and a navigation menu. The 'Guidance' tab is highlighted with a red box. Below the navigation menu, a sidebar on the left contains a list of links, with 'Course Offerings' highlighted in red. A red arrow points from the 'Course Offerings' link to a dropdown menu that lists 'UHS Course Catalogue and Descriptions' and 'UHS Course Offerings 2020-2021 at a glance'. Another red arrow points from the 'Guidance' tab to the same dropdown menu. To the right of the dropdown menu, there is a graphic of several colorful signs on sticks, with labels such as 'Advice', 'Service', 'Custom Assistance', 'Help', 'Support', 'Guidance', and 'Solution'. Below this graphic, there is a circular diagram with four segments labeled 'STUDENTS', 'PARENTS', 'TEACHERS', and 'ADMINISTRATORS', all surrounding a central yellow circle labeled 'COUNSELOR'. To the right of this diagram, there is a text box that reads: 'Guidance and Career Education offers to students, teachers, parents, and the community a variety of services and programs. The Guidance department at Unionville provides support regarding the academic and personal needs of each individual student. Academic counselling may include assistance with course selection, career planning or pathway options. Each student is unique and has individual needs that are important to them. At Unionville, counsellors offer individual appointments to facilitate each student's needs. We believe in guiding and challenging our students to become independent,'.

ACCESSING MY PATHWAY PLANNER

The screenshot shows the York Region District School Board website. The header includes the logo, navigation links (Careers, Newsroom, Contact Us, Feedback, BWW Login), a staff selection dropdown, and a search bar. The main navigation menu lists Home, About Us, Board of Trustees, Schools, Programs & Services, Students, Parents, and Community. A 'You Are Here' breadcrumb trail points to Home. The page features several content blocks: messages from the Chair (Cynthia Cordova) and Director (Louise Sirisko), a 'Choose YRDSB Register Now!' banner, and a large 'School Re-Opening Plan' image. A red-bordered 'ALERT' box contains important information about school closures. The 'News & Events' section lists the School Re-Opening Plan, COVID-19 Advisory Notices, and Grade 8 Information Sessions. The 'Online Tools' section includes links to Student Tools & Resources, Individual Pathways Plan & Online Course Selection (highlighted with a red box and arrow), and the School Year Calendar. A pagination bar at the bottom shows links 1 through 6.

York Region District School Board

Inspire Learning!

Careers | Newsroom | Contact Us | Feedback | BWW Login

Staff: --Select an Application--

ENHANCED BY Google

Home | About Us | Board of Trustees | Schools | Programs & Services | Students | Parents | Community

You Are Here : [Home](#)

Google Translate

Message from the Chair
Cynthia Cordova

Message from the Director
Louise Sirisko

Choose YRDSB Register Now!

School Re-Opening Plan

ALERT
IMPORTANT INFORMATION
Posted: 1/7/2021 4:39:17 PM
The Ministry of Education has announced that all schools will remain closed to students until January 25, 2021, and reopen for in-person learning on January 25, 2021. Please do not send your child to school until January 25, 2021. Students will continue virtual learning during this time.

News & Events

- [School Re-Opening Plan](#)
- [COVID-19 Advisory Notices](#)
- [Grade 8 Information Sessions](#)
October 16, 2020 - January 14, 2021

Online Tools

- [Student Tools & Resources](#)
- my PATHWAY planner** [Individual Pathways Plan & Online Course Selection](#)
- [School Year Calendar](#)

1 2 3 4 5 6

STEPS TO COMPLETE COURSE SELECTION:



→ **STEP 1: Click on**

York Region
DISTRICT SCHOOL BOARD
Inspire Learning!

my PATHWAY planner
Grades 7-12
Individual Pathways Plan
and Course Selection

Please login below to access MyPathwayPlanner

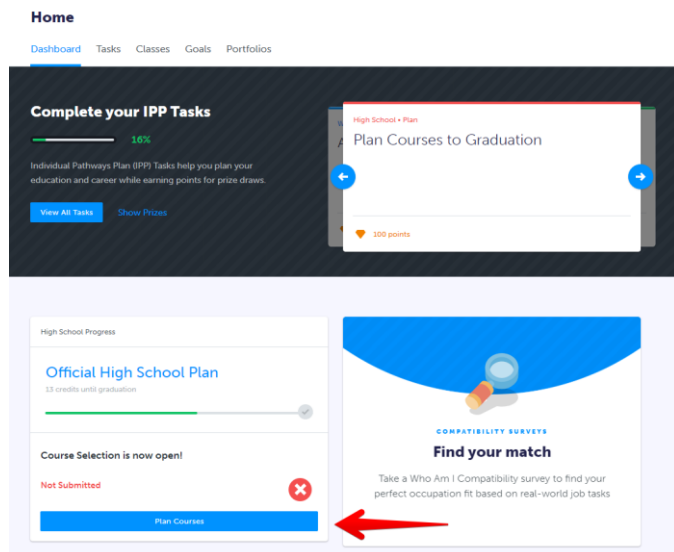
Domain:

User name:

Password:

Login

→ **STEP 2: Login to My Pathway Planner**



→ **STEP 3: From the Dashboard, click on **Plan Courses****

STEP 4: Add courses to your High School Plan.

Click on **+ Course** to select courses

High School

Plan Courses

Grade 11

View Plans

Graduation Indicator

Planned 0

Earned 0

Required 0/30

Total Credits 0

View Progress

SHSM Planner

Your school offers 3 Specialist High Skills Majors

Learn More

Pathway Eligibility

×

Your courses are **Not Submitted**

Not returning next year?

1 Step 1 Add Courses

2 Step 2 Review Courses

3 Step 3 Submit Courses

Review Course Selections

Grade 9 Completed	Grade 10 Current Year	Grade 11 Next Year	Grade 12 Plan Ahead
<div>+ English</div>	<div>+ English</div> <div>English</div>	<div>+ English</div>	<div>+ English</div>
<div>+ Mathematics</div>	<div>+ Mathematics</div>	<div>+ Mathematics</div>	<div>+ Course</div>
<div>+ Science</div>	<div>+ Science</div>	<div>+ Course</div>	<div>+ Course</div>
<div>+ French</div>	<div>+ History</div>	<div>+ Course</div>	<div>+ Course</div>

SELECTING A SPARE. ARE YOU ELIGIBLE?

Select the number of courses you plan to keep

6 = TWO SPARES
7 = ONE SPARE
8 = NO SPARES

Grade 11 students entering grade 12 can select up to two spares.

Always check the “Graduation Indicator” table for your projected credit total to ensure you can have a spare(s).

The screenshot shows a web interface for course selection. At the top, there are tabs for 'Plan' and 'Courses'. Below this, a 'Grade 11' section is visible. A yellow starburst graphic is overlaid on the left side of the interface, containing text about selecting courses to keep. A red circle highlights the 'Graduation Indicator' section on the right, which includes a table with columns for 'Planned', 'Earned', 'Required', and 'Total Credits'. A red arrow points from the 'Graduation Indicator' section towards the bottom text box. The interface also includes a 'SHSM Planner' section with a 'Learn More' button and a 'Pathway Eligibility' section with a table for 'Apprenticeship' and 'College'.

Planned	Earned	Required	Total Credits
0	0	0/30	0

Apprenticeship	College
0	0

AFTER SCHOOL AND LUNCH TIME COURSES

- If you want to add a lunch time or after school course (repertoire/showtime/music theatre), you must first select all your courses and then you may add an additional course. The 'Music Repertoire' category will appear once you do this.
- **DO NOT** add courses from any category other than the 'Music Repertoire' category. Doing so will result in errors with your course selection and you may not get all the courses you have requested.

SUMMER SCHOOL REQUEST

If you are considering a summer school course, please complete the Google form. The link is available at the top of your course planner. Click on '**Course Selection Resources**' and then '**Summer School Plan**'. **DO NOT** select the same course for UHS (ie. if you selected English for summer school, do **NOT** add it to your course planner)

The screenshot shows the 'High School' course planner interface. At the top right, a red box highlights the 'Course Selection Resources' link, with a red arrow pointing to it. Below this, the 'Grade 11' section is visible, showing a progress bar with three steps: 'Step 1 Add Courses', 'Step 2 Review Courses', and 'Step 3 Submit Courses'. A red error message states 'Your courses are Not Submitted'. To the right, a 'Graduation Indicator' shows progress for 'Planned', 'Earned', 'Required' (0/30), and 'Total Credits'. At the bottom, a navigation bar shows 'Grade 9 Current Year', 'Grade 10 Next Year' (highlighted), 'Grade 11 Plan Ahead', and 'Grade 12 Plan Ahead'. On the right side, a modal window titled 'Course Selection Resources' is open, showing instructions to 'Get access to your school's course selection resources by clicking the links'. A red arrow points to the 'Summer School Plan' link within this modal. Below it is a link for 'Rsx:SchoolSettings;AdditionalSettingsd_CourseCalendar'.

Please note: students can start registering for summer school in the spring
Listen for announcements

Not Returning? Click on *‘Not returning next year?’* and indicate your reason why

High School

Course Calendar View Plans

Not returning next year?

Let us know where you're headed by selecting an option below.

-- Select Destination --

- Select Destination --
- Apprenticeship
- College
- University
- Workplace
- New School
- Other Education/Training
- Community Living
- Gap Year

Confirm

Review Course Selections

Principles of Mathema... Principles of Mathema...

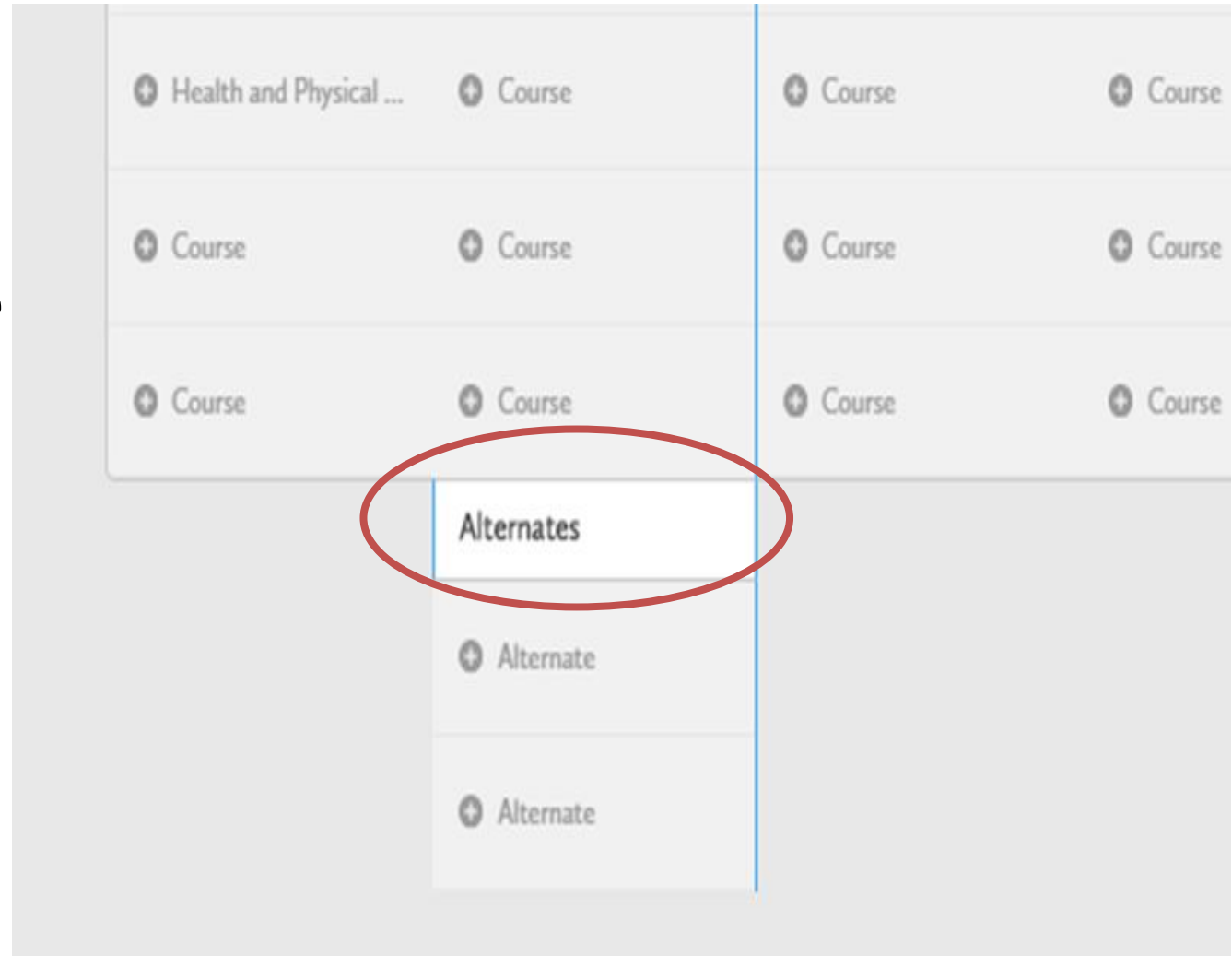
Use the pull-down menu to select the reason that you are not returning

ALTERNATES

You must select 2 alternates in order to submit your course request.



Choose these in the same way you choose the elective courses. In the event your initial course request cannot be scheduled, your alternate will be used. **CHOOSE WISELY!!!**

A screenshot of a web-based course selection interface. It features a grid of course options, each represented by a plus icon and a label. The first row includes 'Health and Physical ...' and three 'Course' labels. The second and third rows each contain four 'Course' labels. Below this grid, a section titled 'Alternates' is highlighted with a red oval. This section contains two rows, each with a plus icon and the word 'Alternate'. A vertical blue line separates the grid from the 'Alternates' section.

STEP 5: Click on *Review Course Selections* to review your chosen courses

Official High School Plan

[Course Calendar](#)[View Plans](#)

✕ Your courses are **Not Submitted**

1 Step 1
Add Courses

2 Step 2
Review Courses

3 Step 3
Submit Courses

Review Course Selections

Grade 9 Next Year	Grade 10 Plan Ahead	Grade 11 Plan Ahead	Grade 12 Plan Ahead
English ENG1D1 • 1 Credit	+ English	+ English	+ English
Foundations of Mathe... MFM1P1 • 1 Credit	+ Mathematics	+ Mathematics	+ Course
Science SNC1D1 • 1 Credit	+ Science	+ Course	+ Course
Learning Strategies I - ... GLS1O1 • 1 Credit	+ History	+ Course	+ Course
Dance ATC1O1 • 1 Credit	+ Civics	+ Course	+ Course
Healthy Active Living ... PPL1OM • 1 Credit	+ Careers	+ Course	+ Course
Food and Nutrition HFN1O1 • 1 Credit	+ Course	+ Course	
Issues in Canadian Ge... CGC1D1 • 1 Credit	+ Course	+ Course	

Planned ————— 8

Earned ————— 0

Required ————— 8/30

Total Credits ————— 8

View Progress

Pathway Eligibility

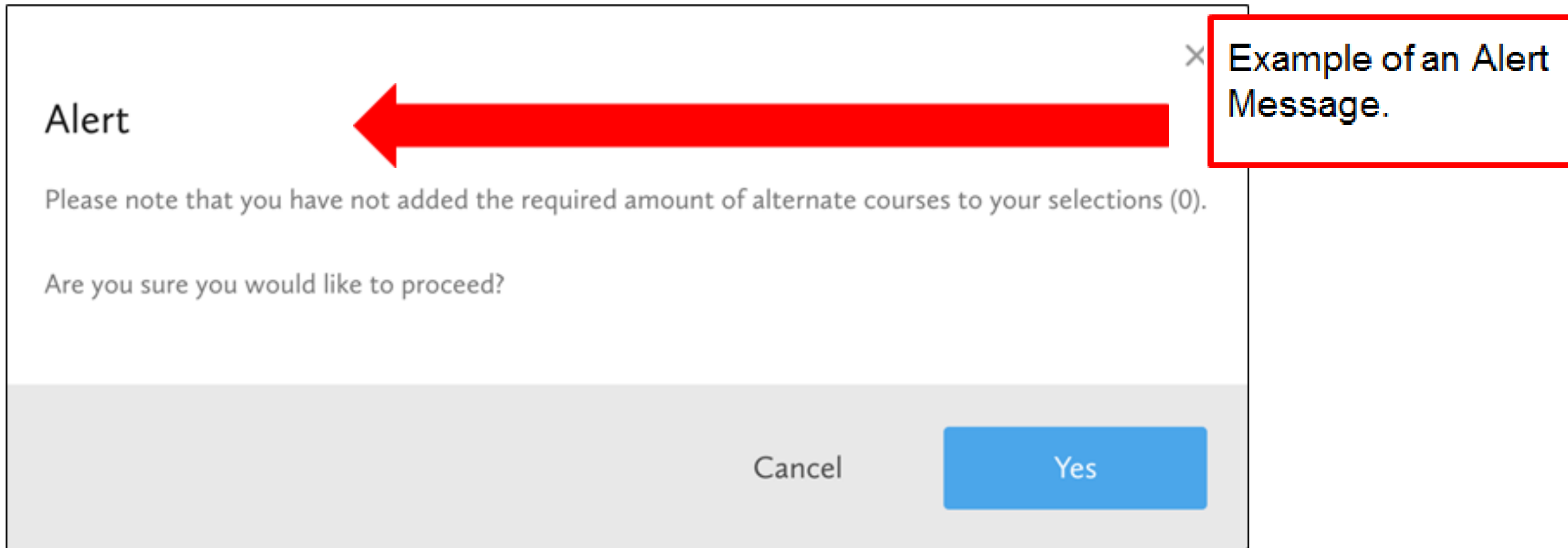
Apprenticeship ————— 2

College ————— 0

University ————— 0

Workplace ————— 0

NOTE: If you selected less than the minimum requirement or did not select full amount of alternates, you will receive an **ALERT**. If this occurs, return to the course planner page and make the necessary changes.



STEP 6: Click *Submit Course Selections* to submit courses to your school

Review Courses

!

Review your course selections before submitting. Once submitted, you can no longer make changes in myBlueprint.

Step 1
Add Courses


2 Step 2
Review Courses

3 Step 3
Submit Courses

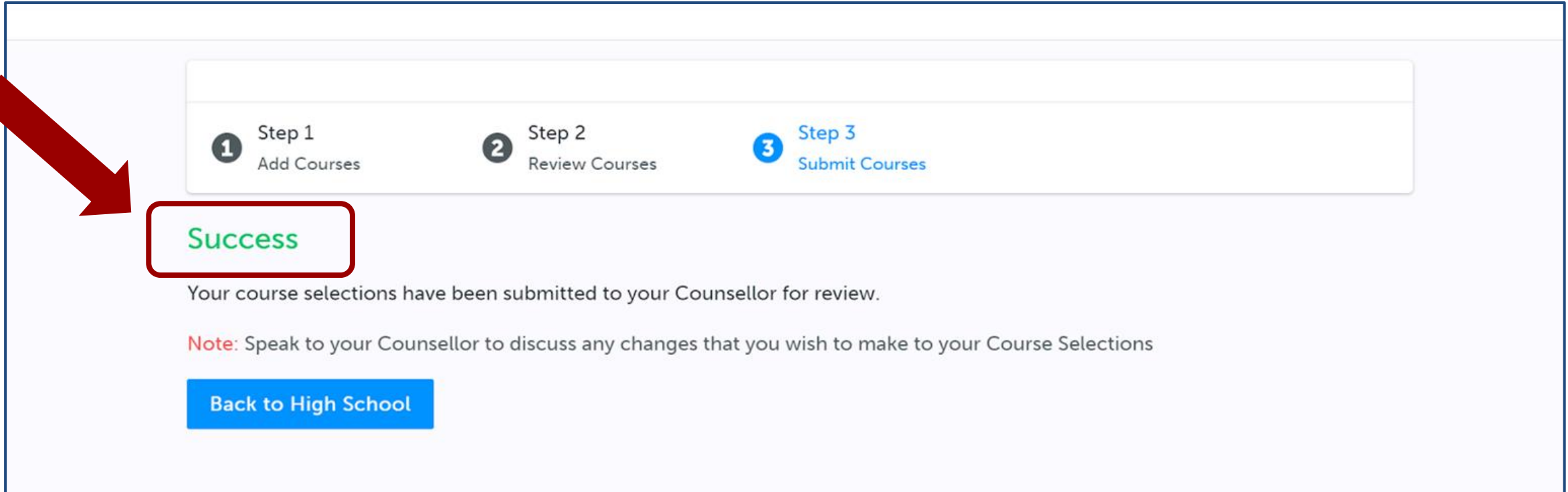
Submit Course Selections

1 Review Course Selections

<input checked="" type="checkbox"/>	ENG1D1 English	No Issues
<input checked="" type="checkbox"/>	MFM1P1 Foundations of Mathematics	No Issues
<input checked="" type="checkbox"/>	SNC1D1 Science	No Issues
<input checked="" type="checkbox"/>	GLS1O1 Learning Strategies I - Skills for Success in Secondary School	No Issues
<input checked="" type="checkbox"/>	ATC1O1 Dance	No Issues
<input checked="" type="checkbox"/>	PPL1OM Healthy Active Living Education	No Issues
<input checked="" type="checkbox"/>	HFN1O1 Food and Nutrition	No Issues



STEP 7: Courses are ready for review



1 Step 1
Add Courses

2 Step 2
Review Courses

3 Step 3
Submit Courses

Success

Your course selections have been submitted to your Counsellor for review.

Note: Speak to your Counsellor to discuss any changes that you wish to make to your Course Selections

[Back to High School](#)


- Your alpha Guidance Counsellor will review your courses and notify you if there are any issues.
- There is no longer a printed sign-off form.
- You will receive a confirmation of your course selection after March Break via email. It is important to review this with your parent/guardian in case an error was made. If there is a desired change, you may do so at course verification time.

COURSE SELECTION SUBMISSION

Clicking the “**Submit**” button will produce a warning. **Submit button goes live on Tuesday February 16!** the selection will be processed. **Changes can occur.**

PLEASE NOTE: There are **NOT** ‘first come, first serve’, so it is very important that you review your courses carefully and that once you submit, your submission is **LOCKED IN**. Courses will not be processed until course selection closes on February 24th.

A copy of this presentation will be found on the UHS Website under the Guidance tab



A screenshot of the UHS website's Guidance page. The page has a sidebar on the left with a menu containing: Secondary School Requirements, Transition to High School, Course Offerings, Alternate Ways of Learning, University & College Application Process Presentation, Post Secondary Education, Financing your Education, and Community Resources. The main content area is titled 'WELCOME TO GUIDANCE' and contains text about the services offered. Below this, there is a circular diagram with 'COUNSELOR' in the center, surrounded by 'STUDENTS', 'PARENTS', 'TEACHERS', and 'ADMINISTRATORS'. Further down, there is a section titled 'Our Guidance Team' which lists 'Ms. M. Farwell' and a list of current grade students (8, 9, 10, 11). A red box highlights the 'Course Selection' tab in the sidebar and the 'Ms. M. Farwell' section in the main content area. To the right of the team list, there is a section titled 'Appointment Booking Instructions' with a list of five steps: 1. Log into your Teach Assist account. (https://ta.yrdsb.ca), 2. Under the sub-heading select, "Appointment Booking", 3. Choose your counsellor (based on your last name)., 4. Click on the day and time you want to have your appointment., 5. Send an email to the counsellor with the appointment details.

**It can also be found on the
'Course Selection Information'
--Google Classroom.
Join using the code:**

yfhqhlw



ADDITIONAL QUESTIONS????

If you have any questions, please schedule a Guidance appointment with your alpha Guidance Counsellor through Teach Assist.

A - Hou

Hu - Ma

Mc - Wr

Wu - Z

Ms. Farwell

Ms. Riolo

Ms. Hawkins

Mr. Tam

1. Log into your Teach Assist account. <https://ta.yrdsb.ca/yrdsb>
2. Under the sub-heading select, "Appointment Bookings".
3. Choose your counsellor (based on your last name).
4. Click on the day and time you want to have your appointment.
5. Send an email to the counsellor with the appointment date and time.

Let them know if you prefer your appointment over the phone or by audio google meet.

6. If you need to cancel your appointment for any reason, click "Cancel". If you have any trouble making your appointment, please let the Guidance department know.

COURSE INFORMATION BY DEPARTMENT



- ★ Take some time to view the slides below that provide information about each department and the courses they are offering
- ★ Google meet links and time will be posted on the 'Course Selection Information' Google Classroom
- ★ Additional info can be found here as well:

<http://www.yrdsb.ca/schools/unionville.hs/DeptPrograms/Pages/default.aspx>

BUSINESS DEPARTMENT

Skills and experiences for tomorrow's dynamic economy!

Grade 9 Business Information Technology (BTT10)

Essential skills for success:

- Presentation skills
- Productivity software
- Web design
- Digital skills and time-savers

*Improve your results
in other classes!*

Grade 10 Introduction to Business (BBI20)

- Accounting
- Marketing
- Economics
- Leadership
- Entrepreneurship
- & Personal Finance and Investing

*Explore the world of
business!*

[More information on Grades 9 to 12 course offerings](#)





DANCE DEPARTMENT



ATC 1O1, ATC2O1, ATC3M1, ATC4M1

- Learn about the roots of various dance genres from a societal and cultural perspective
- Develop choreographic experience and collaborate with peers
- Learn about the foundations of movement from a scientific perspective
- Have the opportunity to enhance your physical fitness level as well as express yourself through dance
- Get up and MOVE, have fun in a creative way!!!



DRAMA DEPARTMENT

The DRAMA program at UNIONVILLE is about YOU, the student.

Learning about who you are, how you can best interact with others.

How to be part of a team, at times showing strong leadership, other times being a great listener and supportive team member.

Our program is student centred; we are interested in the growth of the whole person not simply drama focussed. We care that you are able to create, reflect and achieve. We aim to make learning ENGAGING and FULFILLING.






**ADA1O1(Drama), ADA2O1 (Drama) , ADV3M1 (Film/Video),
ADB3M1(Showtime), ADV43M1(Film/Video), ADB4M1(Showtime)**



UHS - COMPUTER DEPARTMENT

UHS has an excellent Computer Studies program that prepares students for post-secondary education & career paths in Computer Science, Engineering, IT, Business & STEM fields.

ICS201 - Introduction to Computer Studies is an excellent course for grade 9 students.

Grades	Computer Studies Course Offerings & Pathways		
9 or 10	ICS20 - Introduction to Computer Studies (No Pre-requisites), 10, Open Programming in Python, Computer Systems, Computers and Society    Final Project – Game Design Assignment		
10 or 11	ICS3U Introduction to Computer Science, 11U Programming in Java 	ICS3C Introduction to Programming, 11 C Programming & Applications	IDC3O2 Game Design 11 Open Game Design Process
11 or 12	ICS4U Computer Science, 12 U Advanced Programming in Java 	ICS4C Programming, 12 C Programming in Java	IDC4U3 3D Visualization 12U 3D Animation

CO-OPERATIVE EDUCATION DEPARTMENT

*The Co-op program offers an abundance of opportunities for grade 11 and 12 students, to gain career experience working in a position related to their chosen field. **All while earning credits!***

Co-op provides you with an opportunity to:

- develop knowledge, skills, and attitudes through **hands-on experience**
- explore a career in order to make **informed educational and career decisions**
- strengthen **employability skills** and gain **valuable work experience**
- develop **networking** opportunities

SOME RELATED CAREER PLACEMENTS.....

-Accounting
-Visual Art
-Graphic Design
-Culinary / Baking
-Chiropractic care
-Physiotherapy
-Computer Programming

-Engineering
-Pharmacy
-Medical Office
-Law
-Veterinarians (Vet clinics and animal hospital)
-Architecture
-Dentistry and many, many more.....



Visit www.uhscoop.com for more info!!

ENGLISH DEPARTMENT

Applied: What's It All About?

Applied English courses (*ENG1P*) **focus** on the **essential concepts** behind communicating in English with power.

#Concrete #Familiar #MoreSupport #SlowerPace

Academic: What's It All About?

Academic English courses (*ENG1D*) **examine essential concepts** while also **exploring nuanced aspects** of communicating in English with power.

#Abstract #Conceptual #MoreIndependent #FasterPace

Our Current Commitment of Focus



What Should My Kid Be Reading?

Honestly? Anything. The truth is that simply getting into the consistent practice of reading regularly will benefit your child in countless ways. There is no stronger move you can make as a guardian or parent to support your teen in becoming an empowered adult than to foster a love of reading in your home.

JUST READ IT.

Fiction. Comics. Blogs. Zines. Manga. Poetry. Graphic Novels. Non-Fiction. They're all good.

ESL DEPARTMENT

Our Department is Committed to:

Increasing the proficiency of our English Language Learners (ELLs).

Offering **support and guidance** as our students advance through the different levels of ESL.

Providing students with opportunities to practice **reading, writing, speaking and listening in English** in authentic, engaging, and meaningful ways.

Creating a **culturally responsive learning environment** which reflects, respects, and celebrates the diversity of our learners.



"Learning another language is not only learning different words for the same things, but learning another way to think about things."

-Flora Lewis

[How Parents Can Get Involved In Their Child's Learning - YRDSB Tip Sheet](#)

FAMILY STUDIES DEPARTMENT

Course Offerings:

HIF1O1 Family Studies

HFN2O1 Food and Nutrition

HFC3M1 Food and Culture

HPW3C1 Working with Infants and Young Children

HFA4U1 Nutrition and Health

HHG4M1 Human Development Throughout the Lifespan

HHS4U1 Families in Canada

HNB4M1 The World of Fashion



For further information, email sarah.mcmullen@yrdsb.ca or
go to: <http://www.yrdsb.ca/schools/unionville.hs/DeptPrograms/familystudies/Pages/default.aspx>

GEOGRAPHY DEPARTMENT



Grade 9

CGC1D1 (Acad.)

The academic geography course challenges students to; understand resources and business, demographic change, designing livable cities, and critical thinking

CGC1P1 (Applied)

The applied geography course offers; a slower pace, slightly different content, strong ESL consideration, and emphasis on skill building & organization

Gr. 11 Travel & Tourism CGG301

Explore industry level challenges to maintaining this exciting discipline

Gr. 12 World Issues CGW4U1 (U Level)

Students to consider their role as a global citizens by examining; colonialism, the global commons, and current world crises.



Senior Course Offerings

HISTORY DEPARTMENT

About our Department!

Questions? Please email sara.faulkner@yrdsb.ca

In the History, Politics, Social Science, Philosophy and Law programs students learn to become responsible, active citizens. As well as becoming critically thoughtful individuals who value an inclusive society, students develop the skills they need to solve problems and communicate ideas and decisions about significant events and issues in society.


Commitment to Reconciliation

Find out more about the YRDSB Indigenous Education and Equity strategy by clicking here.




Course Offerings

- ❖ Canadian History
- ❖ Civics
- ❖ Native Studies
- ❖ Ancient History
- ❖ World History
- ❖ American History
- ❖ Anthropology, Psychology & Sociology
- ❖ Challenge & Change in Society
- ❖ Philosophy
- ❖ Law



MATH DEPARTMENT

Our aim is to provide the optimal learning environment for all students to experience the importance and joy of learning mathematics.



Students solving math problems collaboratively



Our very active Math Club!

In math, students are challenged to think critically, solve problems, work collaboratively and develop the skills needed for life in the 21st Century!

For More Info, Please Visit:

<https://sites.google.com/view/uhs-mathematics/home>

MODERNS DEPARTMENT



Hello!
Bonjour!

Grade 9 French courses:

FSF1D - Academic

FSF1P - Applied

FSF1O - Beginner **for students
who have less than 600 hours



Spanish courses:

LWSBD - Beginner (Level 1)

LWSCU - Intermediate (Level 2)

LWSDU - Senior (Level 3)



HABLA
ESPAÑOL?



你好!
Nín hǎo!
Hello!

Mandarin courses:

LKMBD - Beginner (Level 1)

LKMCU - Intermediate (Level 2)

LKMDU - Senior (Level 3)



[See our website for more information.](#)

MUSIC DEPARTMENT



Join the tradition

Music classes are offered to ALL UHS students as part of our lunchtime music program.

- Band = AMI 1O1, AMI 2O1(brass/sax/percussion), AMI 1O2 , AMI 2O2(Beginning Band), AMI 1O3, AMI2O3 (Woodwinds), AMI 3M1, AMI4M1
- Strings = AMO 1O1, AMO 2O1 (violin, viola, cello, string bass) AMO 1O2, AMO 2O2(Beginning Strings) AMO 3M1, AMO 4M1
- Vocal = AMV 1O1, AMV 2O1, AMV 3M1, AMV 4M1

Students can also participate in Repertoire classes

Band: AMR1O1, AMR2O1, AMR3M1, AMR4M1

Strings: AMR1O2, AMR2O2, AMR3M2, AMR4M2

Vocal: AMR1O3, AMR2O3, AMR3M3, AMR4M3





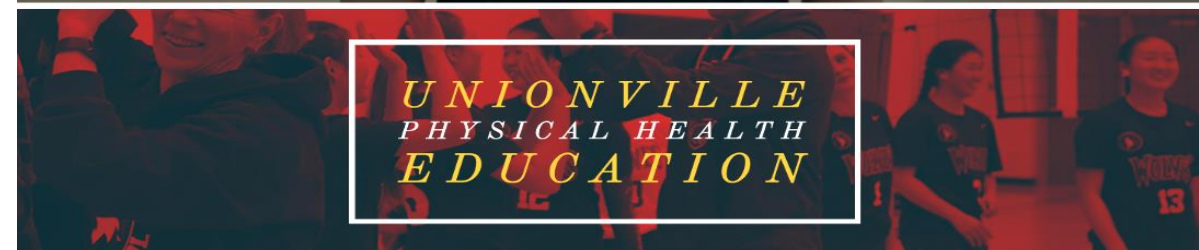
PHYSICAL EDUCATION DEPARTMENT

As a physical health education department we look at using our expertise to help guide students in the learning process and to put the necessary resources in the hands of the students. To develop well rounded individuals both physically and mentally. To instill a passion for life long healthy active living.

Course Offerings (courses may vary from year to year)


- Healthy Active Living (Grades 9 - 12)
- Personal Fitness (Grades 10 - 12)
- Outdoor Education (Grades 10 - 11)
- Recreation & Healthy Active Leadership (Grade 12)
- Kinesiology (Grade 12)

Our course offerings provide students with the opportunity for various career paths in both post secondary and other programs.



SCIENCE DEPARTMENT

Science comes alive at Unionville High School! During the semester, science students experience a diverse variety of learning opportunities exploring the exciting and often mysterious world of science and its applications.



Our goal is to share scientific knowledge and infuse the thrill of discovery while inspiring vision, determination, independence, critical thinking, and integrity in our students.

SPECIAL EDUCATION DEPARTMENT

Special Education Services are for students who have been identified with an exceptionality.



Starting Secondary School

Special Education students have a **Special Education Teacher (SERT)** who:

- ★ Creates their **Individual Education Plan (IEP)**,
- ★ **Monitors** their progress
- ★ **Advocates** for students with teachers
- ★ Works with students

Learning Strategies:

GLE101

GLE201

GLE301

GLE401



TECHNOLOGY DEPARTMENT



Project based course integrates all available UHS technology programs including design, electronics, robotics, programming, graphic design, digital television production & construction. The emphasis is on invention and exploration.



For More Info, Please Visit:

<http://www.yrdsb.ca/schools/unionville.hs/DeptPrograms/tech/Pages/default.aspx>

VISUAL ARTS DEPARTMENT



Unionville High School's Visual Arts Department strives to support all students on their creative path. We offer an arts intensive stream called Arts Unionville (AU) and a variety of Core and Special Series courses to the whole student body. Our goal is to balance traditional artistic skills with twenty-first century competencies, specifically conceptual development and critical thinking. Students learn visual literacy skills, creative problem solving, and the value of engaging and appreciating the Arts. Unionville High School is home to creative and academic excellence. As the school was purposely build to house this regional arts program, it has enhanced arts facilities that benefits all arts students in their pursuit of creative and technical excellence.

Don't know how to make art? That's okay, we'll show you!

Follow us on Twitter!

https://twitter.com/VisualArts_UHS

Semester 2 - Start-up

Friday, Jan. 29 – Students receive semester two timetables

Monday, Feb. 1 – PA Day

Tuesday, Feb. 2

- **Credit Rescue (teachers support student completion of outstanding tasks as required)**
- **Students receive Google Classroom invitations from semester 2 teachers**

Semester 2 - Start-up 第二学期开学相关之重要日期

Friday, Jan. 29 – Students receive semester two timetables

–学生收到第二学期的时间表

Monday, Feb. 1 – PA Day 职业发展日(学生不上课)

Tuesday, Feb. 2

-Credit Rescue (teachers support student completion of outstanding tasks as required)

学分救援 (老师协助并支援学生完成之前未完成的作业要求)

-Students receive Google Classroom invitations from semester 2 teachers (学生会收到第二学期老师的Google Classroom邀请)

Wednesday, February 3

Modified Morning Schedule

Period 1: 8:30 - 9:00

Period 2: 9:05 - 9:35

Period 3: 9:40 - 10:10

Period 4: 10:15 - 10:45

Wednesday, February 3

Modified Morning Schedule

2月3日当天早上的课表是与平日不同的

Period 1第一节: 8:30 - 9:00

Period 2第二节: 9:05 - 9:35

Period 3第三节: 9:40 - 10:10

Period 4第四节: 10:15-10:45

Feb. 4 – 10 – Daily closure timetable

Period 1: 8:30 am – 9:45 am

Break: 9:45 am – 9:50 am

Period 2: 9:50 am – 11:05 am

**Lunch: 11:05 am – 12:25
pm**

Period 3: 12:25 pm – 1:40 pm

Break: 1:40 pm – 1:45 pm

Period 4: 1:45 pm – 3:00 pm

Feb. 4 – 10 – Daily closure timetable

2月4日至10日-- 日常课表

Period 1 第一节:	8:30 am – 9:45 am
Break课间:	9:45 am – 9:50 am
Period 2第二节:	9:50 am – 11:05 am
Lunch 午休:	11:05 am – 12:25
	pm
Period 3第三节:	12:25 pm – 1:40 pm
Break课间:	1:40 pm – 1:45 pm

Pro-Grant Application

Anoosh Sharif

- virtual workshop(s) by guest speaker(s) who will provide parents with problem solving strategies, helpful tips, tools and resources to support students' well-being
- explore opportunities for a parent lending library of resources

Upcoming Dates

February 11 - 16: Semester 1 Report Cards Distributed
(via students' GAPPS accounts)

Monday, February 15: Family Day - No classes

Monday, February 22: School Council 7:00 pm

March 15 - 19: March Break